



Rico Series

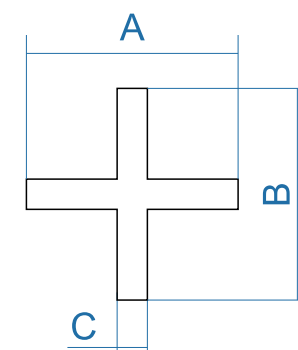
Thermal Imaging Riflescopes

RL42 / RH50

 **Reticle
Catalogue**



Reticle Parameters

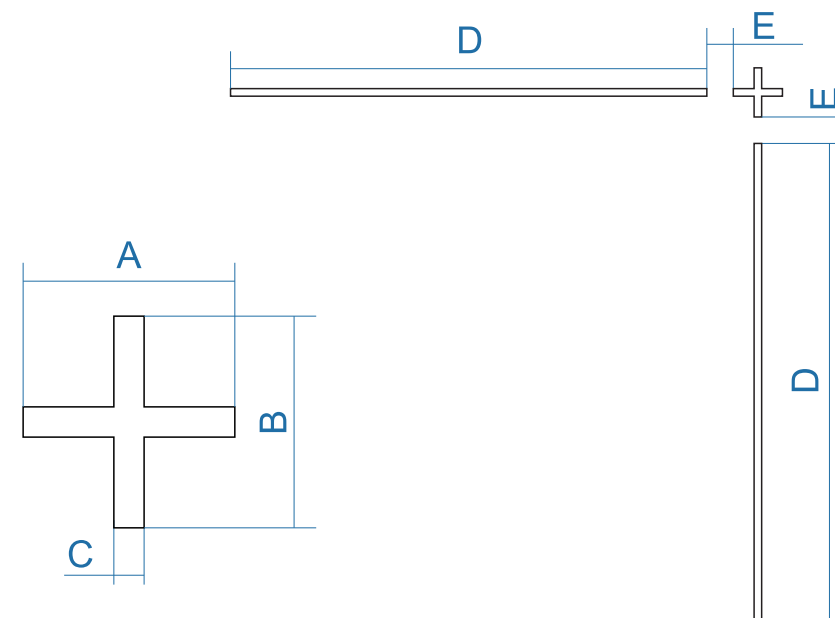


Rico Series
Thermal Imaging Riflescope

Model	MOA		cm @100m	
	RL42	RH50	RL42	RH50
Section A	3.3	4.6	9.6	13.5
Section B	3.3	4.6	9.6	13.5
Section C	0.4	0.5	1.1	1.5



Reticle Parameters



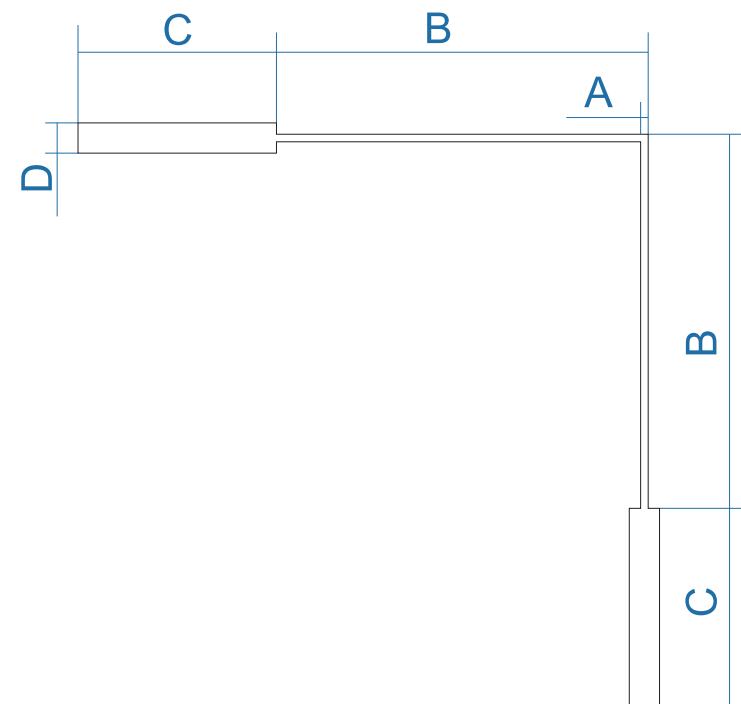
Rico Series

Thermal Imaging Riflescope

Model	MOA		cm @100m	
	RL42	RH50	RL42	RH50
Section A	3.3	4.6	9.6	13.5
Section B	3.3	4.6	9.6	13.5
Section C	0.4	0.5	1.1	1.5
Section D	59.6	65	173.3	189
Section E	3.3	3.6	9.6	10.5



Reticle Parameters

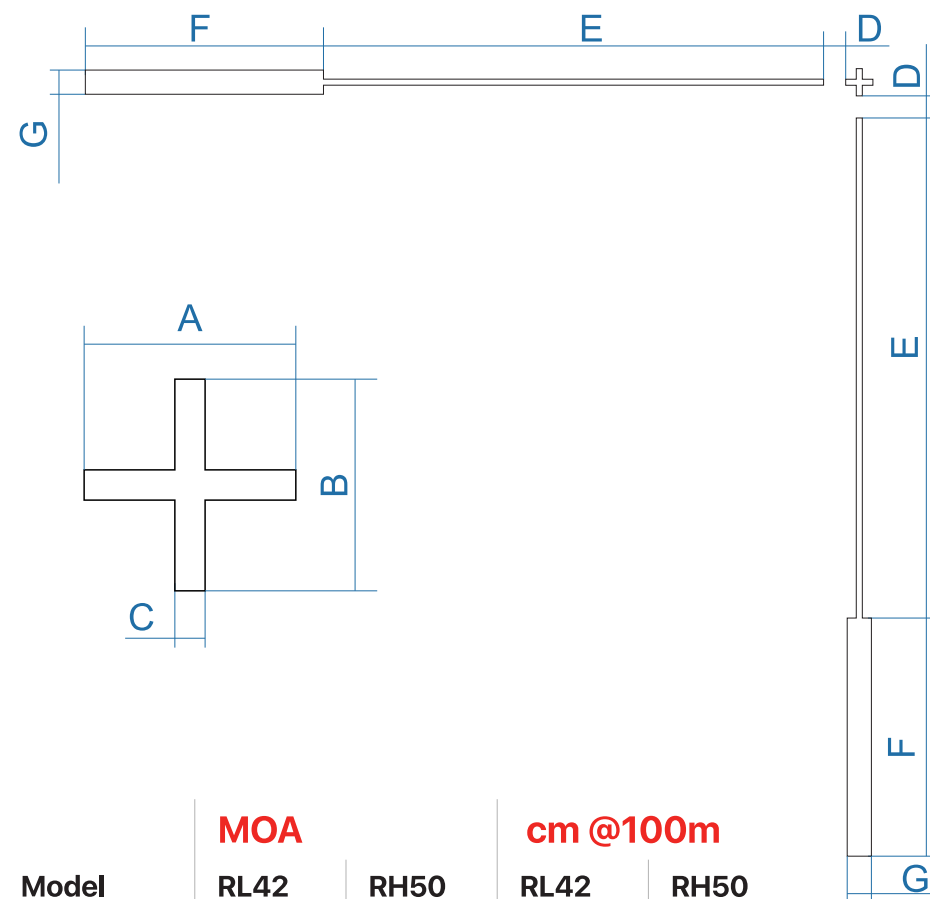


Rico Series
Thermal Imaging Riflescope

Model	MOA		cm @100m	
	RL42	RH50	RL42	RH50
Section A	0.4	0.5	1.1	1.5
Section B	49.6	54.1	144.5	157.5
Section C	26.5	28.9	77	84
Section D	1.8	3.6	5.4	10.5



Reticle Parameters

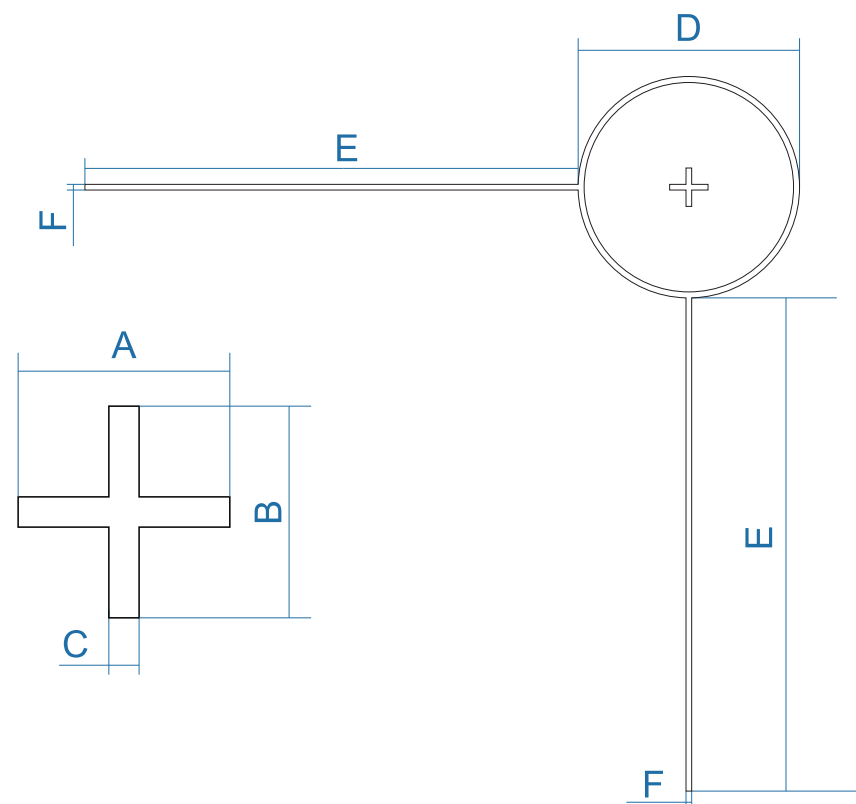


Model	MOA		cm @100m	
	RL42	RH50	RL42	RH50
Section A	3.3	4.6	9.6	13.5
Section B	3.3	4.6	9.6	13.5
Section C	0.4	0.5	1.1	1.5
Section D	3.3	3.6	9.6	10.5
Section E	69.5	75.8	202.2	220.5
Section F	33	36	96	105
Section G	3.3	3.6	9.6	10.5

Rico Series
Thermal Imaging Riflescope



Reticle Parameters



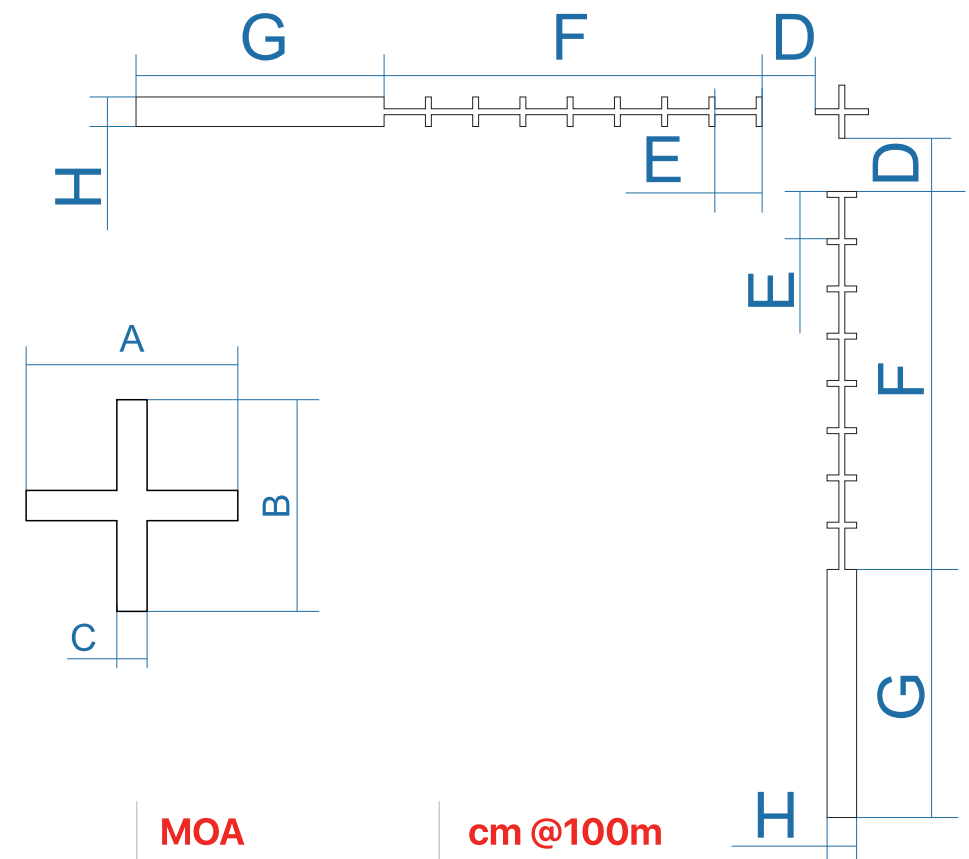

Model	MOA		cm @100m	
	RL42	RH50	RL42	RH50
Section A	3.3	4.6	9.6	13.5
Section B	3.3	4.6	9.6	13.5
Section C	0.4	0.5	1.1	1.5
Section D	26.5	29.4	77	85.5
Section E	79.4	86.6	231.1	252
Section F	0.4	0.5	1.1	1.5

Rico Series
Thermal Imaging Riflescope



• **SCALABLE** •

Reticle Parameters
(Apply to all magnifications)



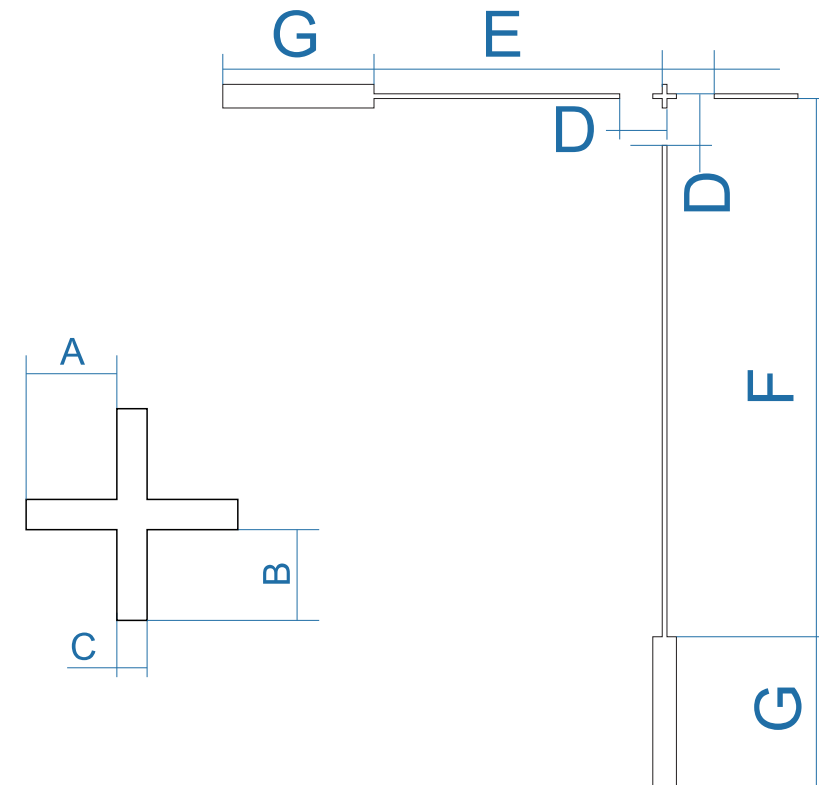

Model	MOA		cm @100m	
	RL42	RH50	RL42	RH50
Section A	3.3	4.6	9.6	13.5
Section B	3.3	4.6	9.6	13.5
Section C	0.4	0.5	1.1	1.5
Section D	3.3	3.6	9.6	10.5
Section E	3.7	4.1	10.7	12
Section F	29.4	33	85.6	96
Section G	19.9	21.6	57.8	63
Section H	1.8	2.6	5.4	7.5

Rico Series
Thermal Imaging Riflescope



• **SCALABLE** •

Reticle Parameters
(Apply to all magnifications)



Rico Series
Thermal Imaging Riflescope

Model	MOA		cm @100m	
	RL42	RH50	RL42	RH50
Section A	0.7	1	2.1	3
Section B	0.7	1	2.1	3
Section C	0.4	0.5	1.1	1.5
Section D	5.9(×1/×2/×4)/4.9(×3)	5.2	16(×1/×2/×4)/14.2(×3)	15
Section E	33.8(×1)/22.1(×2/×4) /19.5(×3)	31.4(×1)/20.6(×2/×3/×4)	98.4(×1)/64.2(×2/×4) /56.7(×3)	91.5(×1)/60(×2/×3/×4)
Section F	62.5(×1)/44.1(×2/×4) /39.3(×3)	58.2(×1)/41.2(×2/×3/×4)	181.9(×1)/128.7(×2/×4) /114.5(×3)	169.5(×1)/120(×2/×3/×4)
Section G	19.9	16.5	57.8	48